



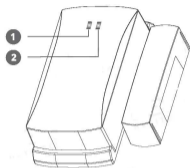
Wireless door sensor  
ST-20

## 1. Instruction

With micro power consumption, high stability, long distance, battery can last long time. And have low power alert.

The door sensor can be installed on door, window, and others which can open and close. When intruder enters into detecting area, it sends alarm signal to alarm console.

The wireless transmitting distance can reach 150/300/500 meters in open area. It suits for bank, villa, home residence, factory building, market, storehouse, etc.



- ① Alarm Indicator(Red)
- ② Low Power Indicator(Yellow)

## 2.Features

Open/close door optional

Design by micro power consumption.

Low power alert by LED indicator.

Low Power report to alarm panel.

Support N/C(Normal Close) interface, can connect wired devices.(Optional)

Battery capacity inspection. When voltage of battery<2.4V, the door magnet stop working.

And the yellow light will be on.

Adopts SMT design to increase the stability.

Support door open/closed notification.

## 3. Technical Specification

Power: DC 3V (2 pcs 1.5V/AAA Battery)

Standby Current:  $\leq 3\mu A$

Alarm Current  $\leq 25mA$ (voltage booster version  $\leq 60mA$ )

Wireless transmitting range(internal antenna  $\geq 150M$ , External antenna  $\geq 300M$ , External Antenna(Voltage booster version  $\geq 500M$ ))

Wireless Emit Frequency. 433MHz

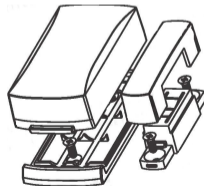
Operation Temperature:  $-20^{\circ}C$  -  $60^{\circ}C$

Operation Humidity.  $\leq 80\%$

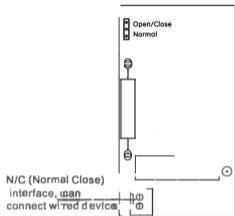
Sensor Dimension(L\*W\*H). 79\*37\*20.5mm

Magnet Dimension(L\*W\*H). 56\*14\*15.5mm

## Assemble Sketch:



## Electric Circuit Sketch:




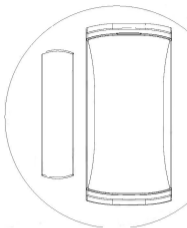
**Open/Close:** it will transmit signal when magnet and sensor are either separated or closed.

**Normal:** it will only transmit signal when magnet and sensor are separated.

## 4. Installation

Open bottom cover of sensor, get insulated tape away, then it enters into working status.

- Install sensor on doorframe, and magnet on door or window. Keep magnet at right side of sensor, use double sided tape or screw to fix.



## 5. Note

The product can reduce accident, but can't prevent anything. Except using this product correctly, please don't relax your vigilance, and improve safety consciousness.

When received Low Power Alert from sensor or panel, please change battery without delay to insure the alarm system working.

- The sensor and magnet should be installed side by side, the distance of both parts should not be beyond 1cm. Don't install sensor on substance which contains a lot of metal or electric wire.